



























46 200m Individual Medley Men Heat

























Official



























☰ Entries
☰ Heats
☰ Summary
📄

























Total
13 years
14 years
15 years
16 years



























Rank	Competitor	Age	Club	RT	PTS	Result	
1	Muchirahondo Ariel	16	Swim Rotor...	0.73		2:05.75 Entry: 2:06.09 -0.34	Q
	50m: 26.95 100m: 58.70 (31.75) 150m: 1:35.33 (36.63) 200m: 2:05.75 (30.42)						
2	Markovic Nemanja	16	Roskill Swi...	0.65		2:13.19 Entry: 2:08.67 +4.52	Q
	50m: 28.25 100m: 1:03.63 (35.38) 150m: 1:41.20 (37.57) 200m: 2:13.19 (31.99)						
3	Chen Luojingxi	15	Nga Tai Tu...	0.62		2:15.02 Entry: 2:13.19 +1.83	Q
	50m: 27.95 100m: 1:02.48 (34.53) 150m: 1:43.23 (40.75) 200m: 2:15.02 (31.79)						
4	Coulter Grayson	13	North Shor...	0.65		2:15.10 13yrs NZR Entry: 2:11.16 +3.94	Q
	50m: 27.83 100m: 1:01.58 (33.75) 150m: 1:44.09 (42.51) 200m: 2:15.10 (31.01)						
5	Salomonsson Neo	16	Kiwi ASC	0.71		2:16.66 Entry: 2:20.06 -3.40	Q
	50m: 26.42 100m: 1:01.23 (34.81) 150m: 1:44.72 (43.49) 200m: 2:16.66 (31.94)						
6	Broadfoot Declan	15	Pirates Swi...	0.66		2:17.03 Entry: 2:14.18 +2.85	Q
	50m: 28.49 100m: 1:03.21 (34.72) 150m: 1:44.68 (41.47) 200m: 2:17.03 (32.35)						
7	Hardie Orlando	16	Hamilton Aq...	0.67		2:17.22 Entry: 2:14.89 +2.33	Q
	50m: 27.48 100m: 1:02.08 (34.60) 150m: 1:43.77 (41.69) 200m: 2:17.22 (33.45)						
8	Paki TeRauroha	14	Northwave ...	0.64		2:17.29 Entry: 2:12.73 +4.56	Q
	50m: 28.77 100m: 1:03.31 (34.54) 150m: 1:45.81 (42.50) 200m: 2:17.29 (31.48)						
9	Feng Andrew	15	North Shor...	0.65		2:17.74 Entry: 2:15.22 +2.52	Q
	50m: 29.14 100m: 1:03.93 (34.79) 150m: 1:43.97 (40.04) 200m: 2:17.74 (33.77)						
10	Nodanche (V) Yaron	15	Dumbea N...	0.72		2:17.80 Entry: 2:15.78 +2.02	Q
	50m: 28.49 100m: 1:07.19 (38.70) 150m: 1:47.15 (39.96) 200m: 2:17.80 (30.65)						
		16				2:17.85	Q

























11	 Pask Zack	 Liz van Wel...	Entry: 2:16.32 +1.53
	50m: 30.03 200m: 2:17.85 (34.01)	100m: 1:04.36 (34.33) 150m: 1:43.84 (39.48)	
12	 Wheeler Rylind	16  North Cant... 0.66	2:18.63 Entry: 2:14.33 +4.30 Q
	50m: 30.01 200m: 2:18.63 (31.13)	100m: 1:09.01 (39.00) 150m: 1:47.50 (38.49)	
12	 Beattie Flynn	16  Mt Maunga... 0.67	2:18.63 Entry: 2:17.98 +0.65 Q
	50m: 28.12 200m: 2:18.63 (33.15)	100m: 1:03.79 (35.67) 150m: 1:45.48 (41.69)	
14	 Bao Elwin	16  North Shore... 0.69	2:19.47 Entry: 2:15.68 +3.79 Q
	50m: 29.95 200m: 2:19.47 (34.29)	100m: 1:07.20 (37.25) 150m: 1:45.18 (37.98)	
15	 Wells Soeren	15  Wharenui S... 0.74	2:19.67 Entry: 2:13.55 +6.12 Q
	50m: 29.38 200m: 2:19.67 (31.53)	100m: 1:06.22 (36.84) 150m: 1:48.14 (41.92)	
16	 Segers Sebastian	15  United Swi... 0.77	2:19.78 Entry: 2:20.38 -0.60 Q
	50m: 28.38 200m: 2:19.78 (34.25)	100m: 1:03.13 (34.75) 150m: 1:45.53 (42.40)	
17	 Bell Lucas	15  Tasman Sw... 0.75	2:19.94 Entry: 2:15.90 +4.04 Q
	50m: 29.13 200m: 2:19.94 (34.06)	100m: 1:04.89 (35.76) 150m: 1:45.88 (40.99)	
18	 Sun Danny	15  United Swi... 0.69	2:20.39 Entry: 2:17.18 +3.21 Q
	50m: 29.28 200m: 2:20.39 (32.93)	100m: 1:07.54 (38.26) 150m: 1:47.46 (39.92)	
19	 Brady Michael	15  North Shore... 0.66	2:21.36 Entry: 2:21.07 +0.29 Q
	50m: 29.79 200m: 2:21.36 (32.47)	100m: 1:08.50 (38.71) 150m: 1:48.89 (40.39)	
20	 Park John	16  St Paul's S... 0.71	2:21.44 Entry: 2:19.57 +1.87 Q
	50m: 29.71 200m: 2:21.44 (33.15)	100m: 1:07.24 (37.53) 150m: 1:48.29 (41.05)	
21	 Kivilev Aleksandr	16  Wharenui S... 0.61	2:21.81 Entry: 2:21.25 +0.56 Q
	50m: 29.66 200m: 2:21.81 (32.09)	100m: 1:08.28 (38.62) 150m: 1:49.72 (41.44)	
22	 Yoon Jethrow	15  Phoenix Aq... 0.63	2:21.86 Entry: 2:18.22 +3.64 Q
	50m: 29.15 200m: 2:21.86 (34.18)	100m: 1:07.47 (38.32) 150m: 1:47.68 (40.21)	
23	 Curling Liam	15  Coast Swi... 0.62	2:21.91 Entry: 2:23.80 -1.89 R1



	50m: 27.06 200m: 2:21.91 (32.99)	100m: 1:02.10 (35.04)	150m: 1:48.92 (46.82)			
23	 Lee Yen-Cheng	16	 United Swi...	0.67	2:21.91 Entry: 2:20.41 +1.50	R1
	50m: 29.74 200m: 2:21.91 (33.58)	100m: 1:05.70 (35.96)	150m: 1:48.33 (42.63)			
25	 Hewertson Ryan	15	 North Shore...	0.68	2:21.94 Entry: 2:23.32 -1.38	R2
	50m: 28.31 200m: 2:21.94 (33.68)	100m: 1:04.50 (36.19)	150m: 1:48.26 (43.76)			
26	 Kuzmenkov Dmitry	16	 North Shore...	0.73	2:22.14 Entry: 2:18.92 +3.22	R2
	50m: 29.79 200m: 2:22.14 (34.58)	100m: 1:10.34 (40.55)	150m: 1:47.56 (37.22)			
27	 Martel (V) Timothe	16	 Dumbea N...	0.66	2:22.53 Entry: 2:22.20 +0.33	
	50m: 30.24 200m: 2:22.53 (32.61)	100m: 1:06.59 (36.35)	150m: 1:49.92 (43.33)			
28	 Otene Jaiah	14	 Stratford FI...	0.74	2:22.65 Entry: 2:22.46 +0.19	Q
	50m: 30.75 200m: 2:22.65 (34.23)	100m: 1:09.47 (38.72)	150m: 1:48.42 (38.95)			
29	 Asiata Samuel	16	 Howick Pak...	0.70	2:23.06 Entry: 2:18.40 +4.66	
	50m: 29.73 200m: 2:23.06 (34.30)	100m: 1:06.59 (36.86)	150m: 1:48.76 (42.17)			
30	 Gu Osbert	16	 Phoenix Aq...	0.73	2:23.12 Entry: 2:13.40 +9.72	
	50m: 29.25 200m: 2:23.12 (34.32)	100m: 1:05.75 (36.50)	150m: 1:48.80 (43.05)			
31	 Joyce Josiah	16	 St Paul's S...	0.58	2:23.21 Entry: 2:19.82 +3.39	
	50m: 30.86 200m: 2:23.21 (33.50)	100m: 1:06.44 (35.58)	150m: 1:49.71 (43.27)			
32	 Callow William	14	 Aquagym S...	0.72	2:23.48 Entry: 2:19.32 +4.16	Q
	50m: 31.90 200m: 2:23.48 (32.94)	100m: 1:07.52 (35.62)	150m: 1:50.54 (43.02)			
33	 Glintmeyer Kase	14	 Coast Swi...	0.70	2:23.82 Entry: 2:18.18 +5.64	Q
	50m: 29.27 200m: 2:23.82 (34.09)	100m: 1:05.74 (36.47)	150m: 1:49.73 (43.99)			
34	 Sandford Alex	15	 Coast Swi...	0.67	2:24.22 Entry: 2:20.51 +3.71	
	50m: 29.04 200m: 2:24.22 (33.11)	100m: 1:05.74 (36.70)	150m: 1:51.11 (45.37)			
35	 Loh Daniel	16	 Howick Pak...	0.64	2:24.62 Entry: 2:20.91 +3.71	
	50m: 29.53 200m: 2:24.62 (31.72)	100m: 1:06.64 (37.11)	150m: 1:52.90 (46.26)			

36	 Yee Jaeci	15	 Capital Swi...	0.68	2:24.80 Entry: 2:26.32 -1.52
	50m: 28.65 200m: 2:24.80 (31.04)		100m: 1:07.76 (39.11) 150m: 1:53.76 (46.00)		
37	 Nemeth-Ford (V) Tyrell	13	 Australia	0.64	2:24.94 Entry: 2:22.51 +2.43 Q
	50m: 30.05 200m: 2:24.94 (34.42)		100m: 1:07.34 (37.29) 150m: 1:50.52 (43.18)		
38	 Smith Daniel	16	 Pukekohe ...	0.49	2:25.17 Entry: 2:19.92 +5.25
	50m: 27.99 200m: 2:25.17 (35.88)		100m: 1:07.86 (39.87) 150m: 1:49.29 (41.43)		
39	 Pedersen Oscar	15	 Coast Swi...	0.70	2:25.28 Entry: 2:24.34 +0.94
	50m: 30.22 200m: 2:25.28 (34.16)		100m: 1:08.04 (37.82) 150m: 1:51.12 (43.08)		
40	 Chen Michael	14	 Parnell Swi...	0.73	2:25.33 Entry: 2:26.20 -0.87 Q
	50m: 28.97 200m: 2:25.33 (35.28)		100m: 1:07.07 (38.10) 150m: 1:50.05 (42.98)		
41	 Delande (V) Theo	15	 Cercle des ...	0.63	2:25.89 Entry: 2:24.37 +1.52
	50m: 30.73 200m: 2:25.89 (33.41)		100m: 1:09.78 (39.05) 150m: 1:52.48 (42.70)		
42	 Liu Sonny	15	 North Shor...	0.63	2:26.03 Entry: 2:21.37 +4.66
	50m: 30.46 200m: 2:26.03 (35.18)		100m: 1:08.40 (37.94) 150m: 1:50.85 (42.45)		
43	 Boocock James	14	 Nelson Sou...	0.74	2:26.10 Entry: 2:27.86 -1.76 Q
	50m: 30.45 200m: 2:26.10 (34.52)		100m: 1:06.88 (36.43) 150m: 1:51.58 (44.70)		
43	 Wang Henry	14	 North Shor...	0.61	2:26.10 Entry: 2:22.81 +3.29 Q
	50m: 30.44 200m: 2:26.10 (32.57)		100m: 1:08.92 (38.48) 150m: 1:53.53 (44.61)		
45	 Lafoga Alesana	15	 Waverley S...	0.65	2:26.33 Entry: 2:25.01 +1.32
	50m: 30.60 200m: 2:26.33 (36.08)		100m: 1:09.19 (38.59) 150m: 1:50.25 (41.06)		
46	 Pennington Kyan	14	 Phoenix Aq...	0.77	2:26.34 Entry: 2:28.86 -2.52 Q
	50m: 30.87 200m: 2:26.34 (32.93)		100m: 1:09.56 (38.69) 150m: 1:53.41 (43.85)		
47	 Dickison Jayden	16	 Nga Tai Tu...	0.71	2:26.41 Entry: 2:18.79 +7.62
	50m: 30.87 200m: 2:26.41 (34.17)		100m: 1:08.29 (37.42) 150m: 1:52.24 (43.95)		
48	 Aves Austin	14	 Parnell Swi...	0.81	2:27.03 Entry: 2:28.97 -1.94 Q

	50m: 30.86 200m: 2:27.03 (34.21)	100m: 1:07.09 (36.23)	150m: 1:52.82 (45.73)			
49	 Yang Michael	13	 Phoenix Aq...	0.71	2:27.23 Entry: 2:26.39 +0.84	Q
	50m: 31.99 200m: 2:27.23 (36.29)	100m: 1:10.80 (38.81)	150m: 1:50.94 (40.14)			
50	 Norgate Charlie	15	 Jasi Swim ...	0.55	2:27.53 Entry: 2:25.00 +2.53	
	50m: 32.69 200m: 2:27.53 (34.42)	100m: 1:10.52 (37.83)	150m: 1:53.11 (42.59)			
51	 Fougere Cole	16	 United Swi...	0.59	2:27.64 Entry: 2:21.34 +6.30	
	50m: 29.28 200m: 2:27.64 (35.78)	100m: 1:07.55 (38.27)	150m: 1:51.86 (44.31)			
52	 Zhao Rick	14	 Howick Pak...	0.69	2:28.08 Entry: 2:24.71 +3.37	Q
	50m: 31.02 200m: 2:28.08 (34.93)	100m: 1:11.30 (40.28)	150m: 1:53.15 (41.85)			
53	 Aloua Finn	13	 United Swi...	0.65	2:28.26 Entry: 2:24.94 +3.32	Q
	50m: 30.41 200m: 2:28.26 (34.58)	100m: 1:11.05 (40.64)	150m: 1:53.68 (42.63)			
54	 Baldovini (V) Antoine	14	 Olympique ...	0.73	2:28.38 Entry: 2:29.60 -1.22	R1
	50m: 31.01 200m: 2:28.38 (33.67)	100m: 1:10.58 (39.57)	150m: 1:54.71 (44.13)			
55	 Vincendeau (V) Noah	16	 Dumbea N...	0.68	2:28.40 Entry: 2:24.17 +4.23	
	50m: 30.42 200m: 2:28.40 (35.96)	100m: 1:08.28 (37.86)	150m: 1:52.44 (44.16)			
56	 Lafaele-Pucher Bishop	15	 Pukekohe ...	0.64	2:29.09 Entry: 2:26.04 +3.05	
	50m: 29.72 200m: 2:29.09 (34.50)	100m: 1:08.73 (39.01)	150m: 1:54.59 (45.86)			
57	 Burke Sean	15	 North Shor...	0.75	2:29.10 Entry: 2:24.33 +4.77	
	50m: 31.00 200m: 2:29.10 (32.55)	100m: 1:11.06 (40.06)	150m: 1:56.55 (45.49)			
58	 Leech Charles	14	 Jasi Swim ...	0.81	2:29.15 Entry: 2:24.84 +4.31	R2
	50m: 32.17 200m: 2:29.15 (33.95)	100m: 1:11.94 (39.77)	150m: 1:55.20 (43.26)			
59	 Wang Elvin	14	 North Shor...	0.71	2:29.29 Entry: 2:28.67 +0.62	
	50m: 31.71 200m: 2:29.29 (34.98)	100m: 1:10.84 (39.13)	150m: 1:54.31 (43.47)			
60	 Zhou Ryan	14	 United Swi...	0.77	2:29.34 Entry: 2:26.57 +2.77	
	50m: 29.99 200m: 2:29.34 (34.42)	100m: 1:08.62 (38.63)	150m: 1:54.92 (46.30)			

61	 Kennett Jack	14	 Otaki Titan...	0.63	2:29.45 Entry: 2:27.91 +1.54
	50m: 29.95 200m: 2:29.45 (34.97)		100m: 1:09.50 (39.55) 150m: 1:54.48 (44.98)		
62	 Forbes Jacob	14	 North Shore...	0.67	2:29.61 Entry: 2:27.26 +2.35
	50m: 31.86 200m: 2:29.61 (34.45)		100m: 1:09.42 (37.56) 150m: 1:55.16 (45.74)		
62	 Barton Dominic	13	 North Shore...	0.76	2:29.61 Entry: 2:34.80 -5.19 Q
	50m: 32.05 200m: 2:29.61 (31.15)		100m: 1:12.23 (40.18) 150m: 1:58.46 (46.23)		
64	 Mills Frederick	15	 Tawa Swim...	0.65	2:29.72 Entry: 2:25.14 +4.58
	50m: 30.68 200m: 2:29.72 (35.97)		100m: 1:11.70 (41.02) 150m: 1:53.75 (42.05)		
65	 McCarthy (V) Henry	13	 Australia	0.48	2:30.03 Entry: 2:27.13 +2.90 Q
	50m: 32.43 200m: 2:30.03 (33.01)		100m: 1:11.26 (38.83) 150m: 1:57.02 (45.76)		
66	 Lomas Noah	13	 Swim Rotor...	0.67	2:30.38 Entry: 2:30.47 -0.09 Q
	50m: 31.72 200m: 2:30.38 (34.51)		100m: 1:11.86 (40.14) 150m: 1:55.87 (44.01)		
67	 Jenkins Connor	15	 Ashburton ...	0.69	2:30.42 Entry: 2:25.45 +4.97
	50m: 29.38 200m: 2:30.42 (39.98)		100m: 1:08.74 (39.36) 150m: 1:50.44 (41.70)		
68	 Jiang Matthew	14	 United Swi...	0.69	2:30.59 Entry: 2:29.16 +1.43
	50m: 32.50 200m: 2:30.59 (35.65)		100m: 1:12.23 (39.73) 150m: 1:54.94 (42.71)		
69	 Wang Henry	14	 United Swi...	0.62	2:30.63 Entry: 2:27.72 +2.91
	50m: 29.39 200m: 2:30.63 (35.77)		100m: 1:10.88 (41.49) 150m: 1:54.86 (43.98)		
70	 Rankin Leonard	16	 Swim Rotor...	0.74	2:30.67 Entry: 2:22.62 +8.05
	50m: 29.85 200m: 2:30.67 (36.62)		100m: 1:07.76 (37.91) 150m: 1:54.05 (46.29)		
71	 Lin Austin	14	 Howick Pak...	0.75	2:30.91 Entry: 2:27.92 +2.99
	50m: 30.38 200m: 2:30.91 (35.88)		100m: 1:08.45 (38.07) 150m: 1:55.03 (46.58)		
72	 Laigle (V) Karyl	14	 Olympique ...	0.66	2:30.96 Entry: 2:28.00 +2.96
	50m: 33.44 200m: 2:30.96 (33.60)		100m: 1:13.53 (40.09) 150m: 1:57.36 (43.83)		
73	 Meng Manson	13	 Waitakere ...	0.64	2:31.30 Entry: 2:27.68 +3.62 Q

	50m: 29.50 200m: 2:31.30 (35.85)	100m: 1:09.78 (40.28)	150m: 1:55.45 (45.67)			
74	 Zhang James	13	 Parnell Swi...	0.71	2:32.75 Entry: 2:31.76 +0.99	Q
	50m: 32.66 200m: 2:32.75 (34.57)	100m: 1:11.43 (38.77)	150m: 1:58.18 (46.75)			
75	 Wong Lucas	13	 Howick Pak...	0.66	2:33.04 Entry: 2:34.51 -1.47	Q
	50m: 32.29 200m: 2:33.04 (36.25)	100m: 1:10.70 (38.41)	150m: 1:56.79 (46.09)			
76	 Wang Runxiang	14	 Coast Swi...	0.71	2:33.65 Entry: 2:28.66 +4.99	
	50m: 30.41 200m: 2:33.65 (39.47)	100m: 1:09.96 (39.55)	150m: 1:54.18 (44.22)			
77	 Wangford Kento	13	 Parnell Swi...	0.69	2:34.91 Entry: 2:32.91 +2.00	R1
	50m: 31.42 200m: 2:34.91 (34.78)	100m: 1:12.86 (41.44)	150m: 2:00.13 (47.27)			
78	 Wang Jk	13	 Coast Swi...	0.56	2:34.99 Entry: 2:33.33 +1.66	R2
	50m: 32.77 200m: 2:34.99 (35.48)	100m: 1:13.96 (41.19)	150m: 1:59.51 (45.55)			
79	 Tilley Christopher	15	 St Paul's S...	0.72	2:35.18 Entry: 2:26.71 +8.47	
	50m: 32.10 200m: 2:35.18 (39.46)	100m: 1:12.19 (40.09)	150m: 1:55.72 (43.53)			
80	 Yang Jonathan	13	 North Shor...	0.70	2:35.33 Entry: 2:31.17 +4.16	
	50m: 34.05 200m: 2:35.33 (36.84)	100m: 1:14.12 (40.07)	150m: 1:58.49 (44.37)			
81	 Carlisle Aiden	13	 Napier Aqu...	0.69	2:37.07 Entry: 2:32.44 +4.63	
	50m: 32.77 200m: 2:37.07 (36.21)	100m: 1:15.09 (42.32)	150m: 2:00.86 (45.77)			
82	 Ling Hayden	13	 United Swi...	0.78	2:37.23 Entry: 2:34.65 +2.58	
	50m: 36.58 200m: 2:37.23 (34.92)	100m: 1:18.99 (42.41)	150m: 2:02.31 (43.32)			
83	 Tauu Isaiah	13	 Pukekohe ...	0.65	2:37.85 Entry: 2:34.12 +3.73	
	50m: 31.92 200m: 2:37.85 (37.79)	100m: 1:14.06 (42.14)	150m: 2:00.06 (46.00)			
84	 Montmayeur (V) Louison	13	 Dumbea N...	0.61	2:37.88 Entry: 2:37.07 +0.81	
	50m: 33.28 200m: 2:37.88 (35.62)	100m: 1:16.84 (43.56)	150m: 2:02.26 (45.42)			
85	 Zhang Aaron	13	 Phoenix Aq...	0.52	2:39.86 Entry: 2:37.09 +2.77	
	50m: 33.86 200m: 2:39.86 (36.25)	100m: 1:15.04 (41.18)	150m: 2:03.61 (48.57)			

86	 Vorster Johan-Albert	13	 North Shore...	0.65	2:42.18
					Entry: 2:32.38 +9.80
	50m: 34.52	100m: 1:16.68 (42.16)	150m: 2:02.86 (46.18)		
	200m: 2:42.18 (39.32)				